

Equipment	Positive Displacement meter		
Model	ZC17-48 with mechanical register		
Performance characteristics			
Measured liquids	Liquid hydrocarbons, industrial oils, fatty acid esters, ethanol		
Static pressure	max	15 bar	
Inlet pressure	max	8 bar	
Liquid temperature	min / max	- 10°C / +90°C	14°F / +194°F
Working flow rate	min /max	4.8 m3/h - 8 L/min – 21 USGPM / 48 m3/h - 800 L/min – 210 USGPM	
Liquid viscosity	max	20 mm ² /s (MID) - 800 mm ² /s - at operating conditions	
Accuracy	+/- 0,15% of measured value		
Repeatability	+/- 0,02% of measured value		
Pressure drop	See attached pressure drop chart		
Calibration report	On 3 points (4.8 m3/h, 24 m3/h, 48 m3/h)		
Manifold			
Connection nominal size	DN 50 / 2"		
Material	Aluminum (EN AC-42200)		
End connection style	Satam flanges with welding counter flanges		
Flow direction/Mounting	PH2, PH1– See attached document		
External coating	Acrylic-Epoxy coating RAL5010, Marine Epoxy coating RAL5010 (option)		
Flowmeter body			
Body material	Ductile iron (EN 5.3201) with anticorrosion lining, Ni resist cast iron (EN-JL-3011) (option)		
Cap/end cover material	Carbon steel (EN 1.0625) with protective coating		
Seal/O-ring material	Viton, Nitrile (option)		
External coating	Acrylic-Epoxy coating RAL5010, Marine Epoxy coating (option)		
Measuring chamber			
Displacement element type	Sliding vanes flowmeter		
Cyclic volume	0,80 L - 0,21 USG		
Blades / Blades connection rods	Graphite / Stainless steel		
Rotor	Aluminum (EN AC-42200)		
Bearings	Stainless steel (EN 1.4301)		
Swing joint	Viton, Nitrile (option for alcohols), PTFE (option for low ambient temperature)		
Drive train and adjuster			
Drive type	Mechanical transmission		
Accuracy adjuster type	Mechanical adjuster AB21		
Pulses transmitter	NA		
Temperature compensation type	NA		
Register			
Register type	Mechanical register		
Model	VR7887, 5 digits – direct metering, differential metering (option), 6 digits (option)		
Accessories	Preset with valve, printer, pulses transmitter		
Environmental			
Ambient working temperature	min / max	-25°C, -40°C (option) / +55°C	-13°F, -40°F (option) / +131°F
Storage temperature	min / max	-40°C / +80°C	-40°F / +176°F
Certification			
ATEX	Zone 1, II 2 G		
European metrology	CE /MID evaluation certificate n°LNE-11052		
International metrology	OIMLR117-1, type compliance certificate n°LNE-24351		
Standards compliance	API, ASME, GOST, NATO. See note 1		

Note 1: Contact us for further information about standards compliance.

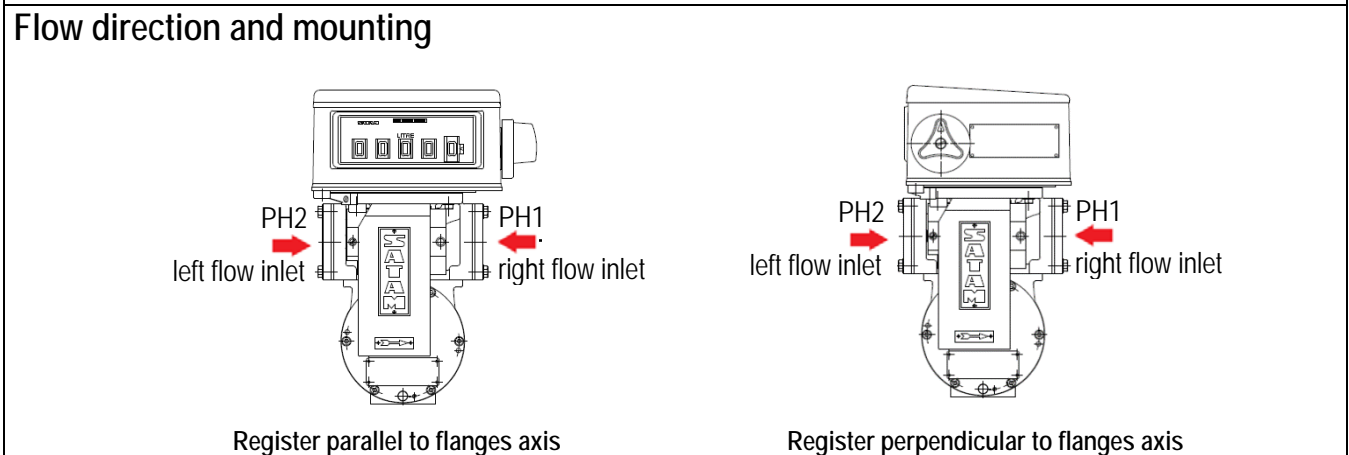
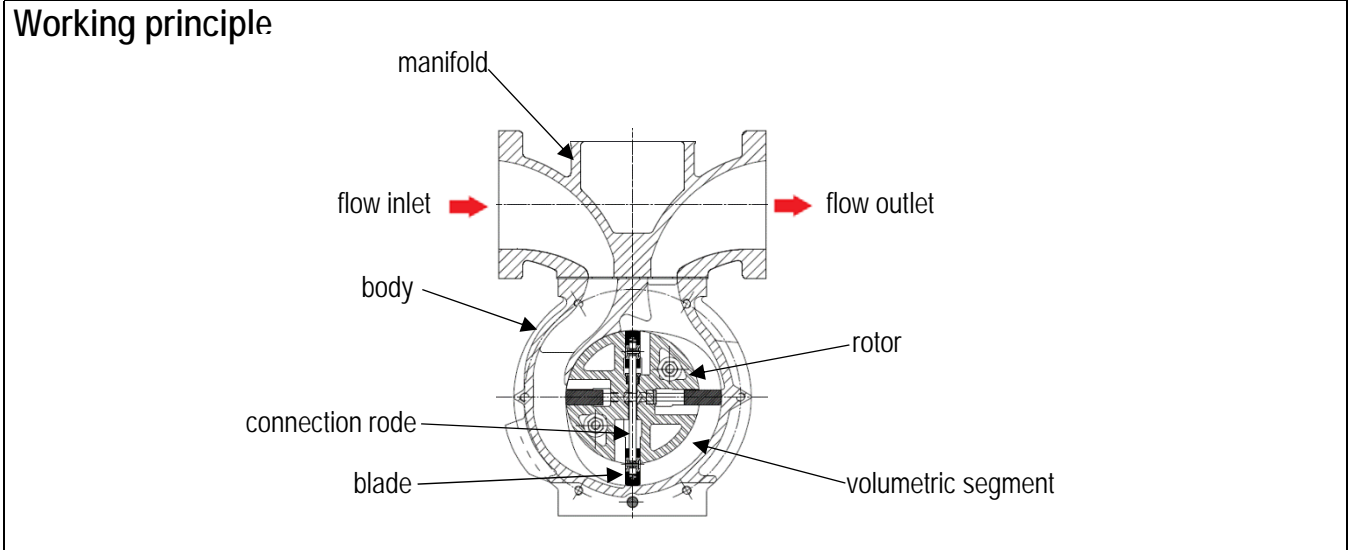
SATAM sas**Headquarters & Sales Department**

Paris Nord 2 – Bâtiment Le Gauquin
47, allée des Impressionnistes – BP85012 – Villepinte
95931 Roissy CDG Cedex – France
Tel : +33 (0)1 48 63 02 11 – Fax: +33 (0)1 49 38 41 01
Email : sales@satam.eu

Manufacturing facility

Avenue de Verdun
14700 Falaise – France
Tel : +33 (0)2 31 41 41 41
Fax : +33 (0)2 31 40 75 61

Equipment	Positive Displacement meter
Model	ZC17-48 with mechanical register



Dimensions and weight

Dimensions (mm)	ZC17-48
A	180
B	407
C	247
D	210
E	291
F	94
G	564
H	283
Weight (kg)	26 kg

SATAM sas

Headquarters & Sales Department

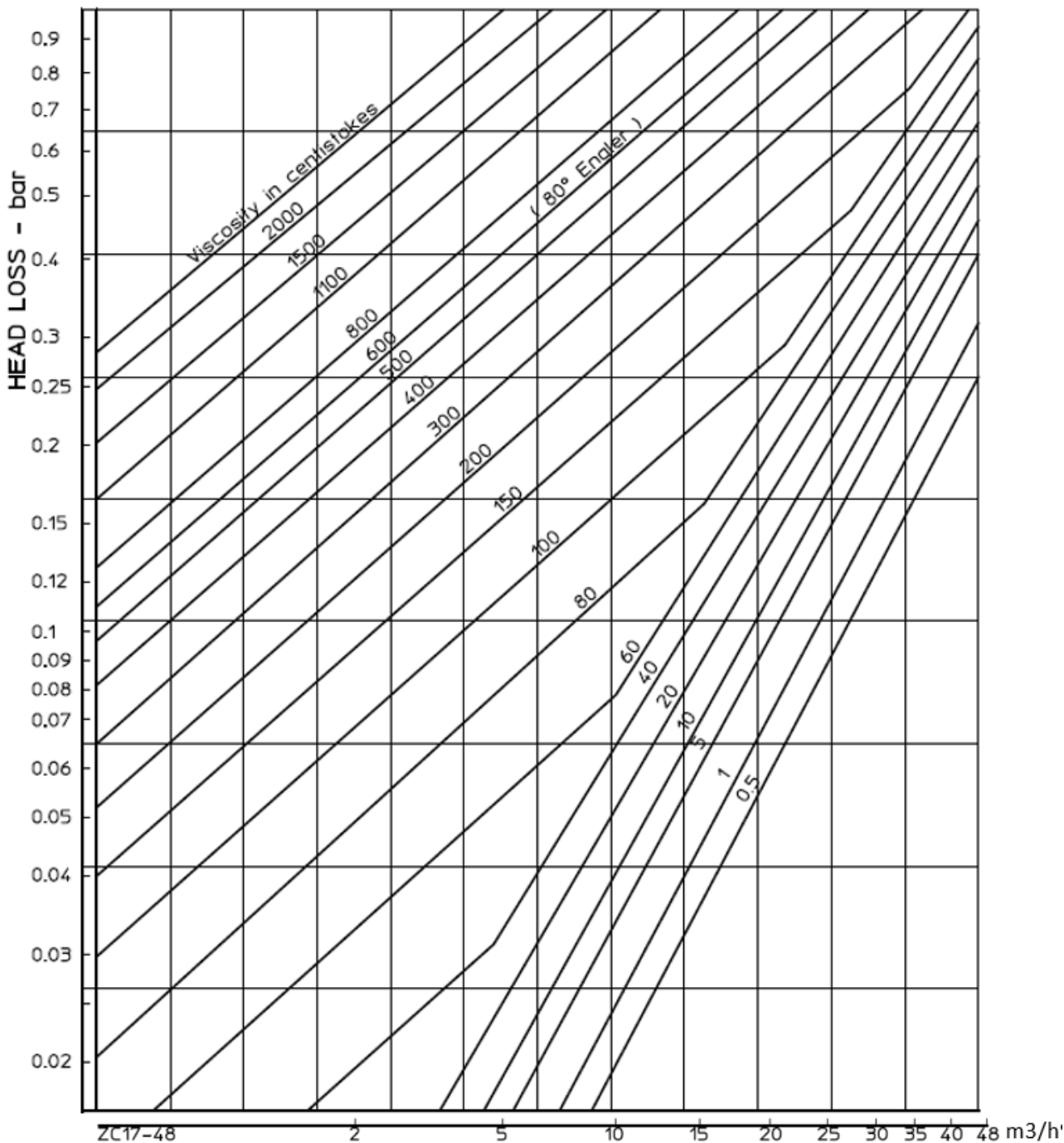
Paris Nord 2 – Bâtiment Le Gauguin
 47, allée des Impressionnistes – BP85012 – Villepinte
 95931 Roissy CDG Cedex – France
 Tel : +33 (0)1 48 63 02 11 – Fax: +33 (0)1 49 38 41 01
 Email : sales@satam.eu

Manufacturing facility

Avenue de Verdun
 14700 Falaise – France
 Tel : +33 (0)2 31 41 41 41
 Fax : +33 (0)2 31 40 75 61

Equipment	Positive Displacement meter
Model	ZC17-48 with mechanical register

Pressure drop chart



SATAM sas

Headquarters & Sales Department

Paris Nord 2 – Bâtiment Le Gauvain
 47, allée des Impressionnistes – BP85012 – Villepinte
 95931 Roissy CDG Cedex – France
 Tel : +33 (0)1 48 63 02 11 – Fax: +33 (0)1 49 38 41 01
 Email : sales@satam.eu

Manufacturing facility

Avenue de Verdun
 14700 Falaise – France
 Tel : +33 (0)2 31 41 41 41
 Fax : +33 (0)2 31 40 75 61